

World's Most Trusted Family of Handheld RF and Microwave Analyzers



CellMaster 

SpectrumMaster 

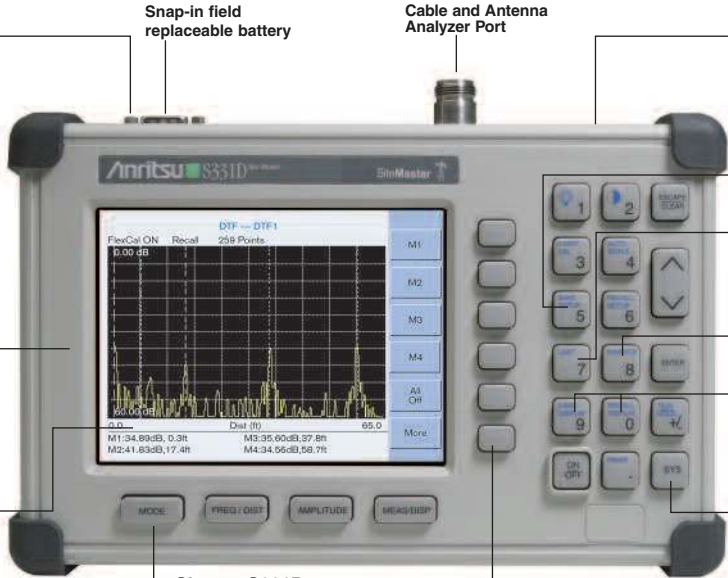
Introducing applications specific solutions
for the RF and Microwave field testing industry

Anritsu



Site Master

Site Master's seven models of site measurement tools accurately locate and identify cable and antenna system faults from 2 MHz to 20 GHz.



RS-232 Interface
Transfer stored data to and from a personal computer (PC) or download to a printer via a serial cable for further analysis. Use PC to automatically control and collect data in the field.

Snap-in field replaceable battery

Cable and Antenna Analyzer Port

Optional Power Detector Port
Add power measurement capability.

Save Setup
Ten setups for fast repeatable testing.

Limit
Create simple pass/fail measurements.

Marker
Six markers for more comprehensive measurements.

Save and Recall Display
Up to 200 memory locations. Alphanumeric data labeling and automatic time/date stamp simplify data management.

Multilingual User Interface
Multi-language user interface features on-screen menus and messages in six different languages: Chinese, English, French, German, Japanese, and Spanish.

Shown: S331D

Function Keys
Four dedicated function keys simplify measurement tasks.

Soft Keys
Intuitive soft key menu and user interface.

Cable List
Quickly select cable type and test parameters without set-up errors. Site Master features pop-up menus that contain over 75 of the most popular cables used within the industry in three preset frequency bands, and 49 user-defined cables.

Rugged & Reliable Chassis Design
Ruggedized, lightweight, compact, high-impact housing is designed to withstand repeated drops and rough handling. Weather resistant seals and rubber membrane keypad protect the unit from dirt and moisture.

Large High Resolution Display
High resolution (640x480) display featuring contrast and back-lighting capability. Easy viewing under a variety of lighting conditions. Optional TFT color monitor for S331D/S332D.

Unit Measurements
25.4 x 17.8 x 6.1 cm

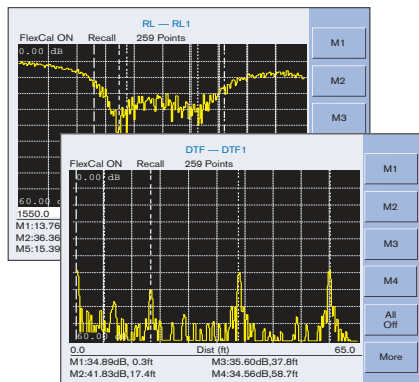
Reduces Errors, Increases System Uptime

Anritsu's Site Master cable and antenna analyzers are the preferred choice of service providers, network operators and contractors worldwide who install, deploy, maintain and troubleshoot wireless communication systems.

Featuring an advanced synthesizer-based, handheld, battery-operated design, Site Master helps wireless field engineers and technicians detect cable feedline and antenna system problems before they become costly, time-consuming system failures.

FEATURES

- Return Loss/VSWR Measurements
- Cable Loss Measurement
- Distance-to-Fault Measurements
- 130, 259, or 517 Data Points
- ≥ 42 dB Corrected Directivity after Calibration
- Superior Interference Immunity
- Segmented Limit Lines
- Trace Overlay
- InstaCal™ Calibration with Single Connection





Cell Master



The Cell Master is the only instrument you need for complete base station maintenance and trouble-shooting.

Snap-in field replaceable battery

External DC Power Port

Spectrum Analyzer and Power Meter Port

GPS

Cable and Antenna Analyzer Port

External Frequency Reference and External Trigger

RS-232 Interface
Transfer stored data to and from a personal computer (PC) or download to a printer via a serial cable for further analysis. Use PC to automatically control and collect data in the field.

CDMA Timing Input

T1/E1 Receive and Transmit Port

Save Setup
25 setups for fast repeatable testing.

Marker
Six markers for more comprehensive measurements.

Limit
Create simple pass/fail measurements.

Save and Recall Display
Up to 200 memory locations. Alphanumeric data labeling and automatic time/date stamp simplify data management.

Rugged & Reliable Chassis Design
Ruggedized, lightweight, compact, high-impact housing is designed to withstand repeated drops and rough handling. Weather resistant seals and rubber membrane keypad protect unit from dirt and moisture.

TFT Color Display
Standard TFT (640x480) color display featuring variable brightness control. Viewable in direct sunlight.

Unit Measurements
25.4 x 17.8 x 6.1 cm

Function Keys
Four dedicated function keys simplify measurement tasks.

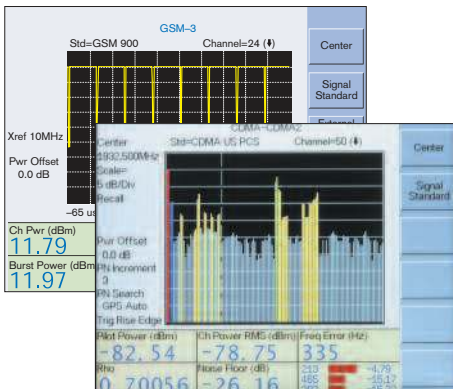
Soft Keys
Intuitive soft key menu and user interface.

AM/FM Receiver with Internal Speaker
Built-in AM/FM demodulator enables testing and troubleshooting of wireless communications systems. An internal speaker and headphone jack are included.

Multilingual User Interface
Multi-language user interface features on-screen menus and messages in six different languages: Chinese, English, French, German, Japanese, and Spanish.

Shown: MT8212B

Now – Complete Cable, Antenna, and Base Station Analysis in a less than five pound box



The Cell Master from Anritsu is a single instrument that combines all of the tools required to simplify the job of maintaining and troubleshooting base stations.

The Cell Master combines the functionality of a cable and antenna analyzer, spectrum analyzer, AM/FM demodulator, power meter, channel scanner, transmitter analyzer (GSM and CDMA), transmission analyzer for 2-port devices (built-in RF source), interference analyzer, GPS receiver, CW Signal Generator and T1/E1 analyzer.

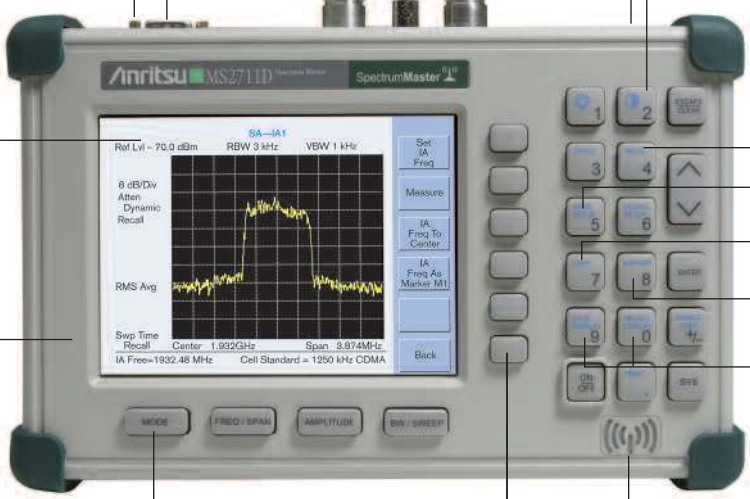
FEATURES

- TFT Color Display Viewable in Sunlight
- Built-in Worldwide Frequency Standards and Frequency Channels
- Vector Error Correction and Superior Immunity to Interference in Cable and Antenna Measurements
- 130, 259 or 517 Data Points
- Transmitter Measurements (GSM and CDMA) to Monitor Base Station Performance
- Built-in GPS Receiver for Location Information
- Interference Analyzer to Locate Intermittent Interference
- T1/E1 Histogram Display



Spectrum Master

The MS2711D's exceptional performance, ease-of-use and broad functionality make it the ideal on-site survey and testing tool.



External Frequency Reference and External Trigger

Spectrum Analysis Port

Transmission Measurement (RF Source) to measure loss or gain of two port devices from 25 MHz to 3 GHz.

Option 6
For control of an external frequency extension module.

RS-232 Interface
Transfer stored data to and from a personal computer (PC) or download to a printer via a serial cable for further analysis. Use PC to automatically control and collect data in the field.

Snap-in field replaceable battery

Multilingual User Interface
Multi-language user interface features on-screen menus and messages in six different languages: Chinese, English, French, German, Japanese, and Spanish.

Large High Resolution Display
High resolution (640x480) display featuring contrast and back-lighting capability. Easy viewing under a variety of lighting conditions. Optional TFT color monitor for MS2711D.

Measurement Key
Various functions and measurements include field strength, occupied bandwidth, channel power, ACPR and AM/FM demodulation.

Rugged & Reliable Chassis Design
Ruggedized, lightweight, compact, high-impact housing is designed to withstand repeated drops and rough handling. Weather resistant seals and rubber membrane keypad protect unit from dirt and moisture.

Save Setup
Ten setups for fast repeatable testing.

Limit Line
Create simple pass/fail measurements.

Marker
Six markers for more comprehensive measurements.

Save and Recall Display
Up to 200 memory locations. Alphanumeric data labeling and automatic time/date stamp simplify data management.

Unit Measurements
25.4 x 17.8 x 6.1 cm

Function Keys
Four dedicated function keys simplify measurement tasks.

Soft Keys
Intuitive soft key menu and user interface.

AM/FM Receiver with Internal Speaker
Built-in AM/FM demodulator enables testing and trouble-shooting of wireless communications systems. An internal speaker and jack are included.

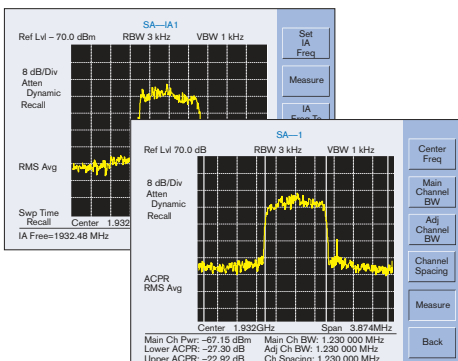
Spectrum Analysis – Anywhere, Anytime

Anritsu's Spectrum Master handheld spectrum analyzer provides the "ultimate" in measurement flexibility in field environments and applications. Spectrum Master is the lightest, fully functional spectrum analyzer available for engineers and technicians to locate, identify, and solve communication systems problems without sacrificing measurement accuracy.

Operation is straight-forward. Menu-driven and the smart measurement user interface is easy to use and requires little training.

FEATURES


- Wide Dynamic Range, Featuring -135 dBm DANL
- +43 dBm Maximum Safe Input Power
- Built-in Pre-Amplifier
- Quick Zoom-in, Zoom-out Display
- Manual and Automatic Coupling/Decoupling of Span, RBW and VBW Functions
- Manual and Automatic Attenuator Control
- Field Strength Measurement
- Occupied Bandwidth Measurement
- ACPR (Adjacent Channel Power Ratio)





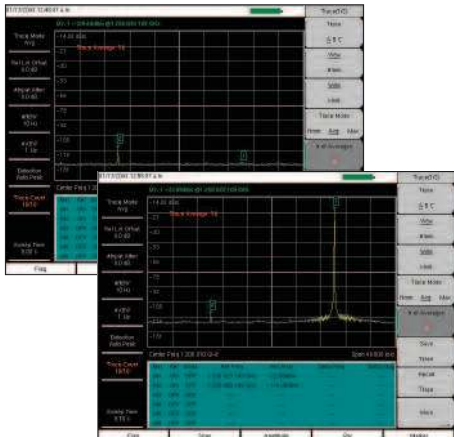
Spectrum Master

The MS2721A is the most advanced ultra-portable spectrum analyzer on the market, featuring unparalleled performance and size at a modest price.



High Performance Handheld Spectrum Analyzer

Measuring a -114 dBm signal



Wide Dynamic Range - measuring a -114 dBm signal with the presence of a -22 dBm signal 20 kHz away.

Anritsu's MS2721A is taking Handheld Spectrum Analysis to new levels. The sensitivity provided by this instrument coupled with a wide selection of resolution bandwidth makes the MS2721A ideal for the most challenging measurements. The high performance delivered over the entire frequency range makes it an excellent tool not only in the field, but also in the lab.

Operation is intuitive. Smart measurements include field strength, channel power, occupied BW, ACPR, and C/I.

FEATURES

- Continuous Frequency Coverage from 100 kHz to 7.1 GHz
- Wide Dynamic Range, Featuring -153 dBm DANL Typical @ 1 GHz
- -100 dBc/Hz SSB Phase Noise at 10, 20, and 30 kHz Offset from Carrier
- Weight 2.9 kg (6.4 lbs.)
- Li-ion Batteries Deliver Approximately 4 Hours of Continuous Operation
- Fast Sweep Speeds
- +43 dBm Maximum Safe Input Power
- Large, Daylight Viewable, 8.4 in. TFT-LCD Display
- USB 2.0 and Ethernet 10/100 Interfaces
- External Compact Flash

Models, Options and Accessories

Site Master™

Models	S113C	S114C	S331D	S332D	S251C	S810D	S820D
Frequency Range	2 to 1600 MHz	2 to 1600 MHz	25 to 4000 MHz	25 to 4000 MHz	625 to 2500 MHz	25 MHz to 10.5 GHz	25 MHz to 20 GHz
Display Points	130, 259, 517	130, 259, 517	130, 259, 517	130, 259, 517	130, 259, 517	130, 259, 517	130, 259, 517
Interference Immunity							
On-Frequency	+10	+10	-5	-5	+10 RF Out +30 dBc RF In	-10	-10
On-Channel	+17	+17	+17	+17	+17	+13	+13
Calibration Setups	10	10	15	25	10	25	25
Memory Locations (max)	200	200	200	200	200	200	200
Measurement Characteristics							
Return Loss	✓	✓	✓	✓	✓	✓	✓
SWR	✓	✓	✓	✓	✓	✓	✓
Cable Loss	✓	✓	✓	✓	✓	✓	✓
DTF	✓	✓	✓	✓	✓	✓	✓
Insertion Gain					✓		
Isolation					✓		
Insertion Loss					✓		
TFT Color Display (Option 3)			✓	✓		Standard	Standard
Power Monitor (Option 5)	✓	✓			✓	✓	✓
Built-in Bias Tee (Option 10)				✓			
Built-in Bias Tee (Option 10B)					✓		
Transmission Measurement RF Source (Option 21)				✓			
Power Meter (Option 29)			✓	✓			
GPS Receiver requires external antenna (Option 31)						✓	✓
T1/E1 (Option 50)			✓				
Spectrum Analysis (MHz)		0.1 to 1600		0.1 to 3000			

Cell Master™

MT8212B	
Cable and Antenna Analyzer Frequency Range	25 to 4000 MHz
Display Points	130, 259, 517
Interference Immunity	
On-Frequency	-5
On-Channel	+17
Return Loss	
SWR	✓
Cable Loss	✓
DTF	✓
Spectrum Analyzer	0.1 to 3000 MHz
Power Meter	4.5 to 3000 MHz

Options	
Option 21	Transmission Measurement
Option 25	Interference Analyzer (requires directional antenna)
Option 27	Channel Scanner
Option 28	CW Signal Generator
Option 31	GPS (requires GPS antenna)
Option 33	cdmaOne and cdma2000 1XRTT Over the Air (OTA) (requires Options 31 and 43)
Option 40	GSM RF Measurements
Option 42	CDMA RF Measurements
Option 43	cdmaOne and cdma2000 1XRTT demodulator
Option 50	T1/E1 Analyzer

Spectrum Master™

Models	MS2711D	MS2721A
Frequency Range	100 kHz to 3 GHz	100 kHz to 7.1 GHz useable down to 9 kHz
Span	10 Hz to 2.99 GHz (plus zero span)	10 Hz to 7.1 GHz (plus zero span)
Resolution Bandwidth (-3 dB width)	100 Hz to 1 MHz in 1-3 sequence	10 Hz to 3 MHz in 1-3 sequence
Sweep Time	Full span 1.1 sec, 50 μ s, zero span	minimum 100 ms, 50 μ s, zero span
SSB Phase Noise (1 GHz)	\leq -75 dBc/Hz at 30 kHz offset	\leq -100 dBc/Hz max to 10, 20 and 30 kHz offset
DANL	\leq -135 dBm, \geq 10 MHz in 100 Hz RBW	\leq -153 dBm, typical at 1 GHz in 10 Hz RBW
Max Safe Input Power	+43 dBm	+43 dBm

MS2711D Options	
Option 3	Color Display
Option 6	Frequency Converter Control Interface (needed for FCN4760)
Option 10	Bias Tee (built-in)
Option 21	Transmission Measurements
Option 29	Power Meter

SALES CENTERS:

United States & Canada (800) ANRITSU. Fax: (408) 778-0239
 South America 55 (21) 2527-6922 • Europe 44 (0) 1582-433433
 Japan 81 (46) 223-1111 • Asia-Pacific ((852) 2301-4980

For more information visit:
<http://www.us.anritsu.com/family>

Anritsu

Discover What's Possible®



©Anritsu March 2005. All trademarks are registered trademarks of their respective companies. Data is subject to change without notice, for more recent specifications visit www.us.anritsu.com.